

Luminus Series

Contacts and Accessories

Dimensions

Drawings available upon request

Plating Options

Machined:

Gold plate 50 microinches min over nickel underplate

Stamped & Formed:

Selective gold plate over engagement area
3-5 microinches thick over nickel underplate

Shipping Format

Loose (tape & reel not included)

Durability

500 mating cycles

Material

Contact Body:

Copper Alloy

Hood:

Stainless steel

Sleeve:

Stainless steel



| Contact Matrix | | | | | | | | |
|----------------|---------------------|------------------------|---------------------------------|------------------------------|------------------|------------------------------|----------------------------------|------------------------|
| Contact Size | Contact Style | Connector Type | | Currently Available | | QPL Part No. (Machined Only) | Contact Retention | Crimp Tensile Strength |
| | | Push-Pull | Twist-Lock | Machined | Stamped & Formed | | | |
| 12 | Pin | X | X | CNP058365 | n/a | M39029/58-365 | .012" [0,30mm] @ 30lbf [133N] | 100lbf [445N] |
| | Socket | n/a | X | CNS057359 | n/a | M39029/57-359 | | |
| | Socket-L | X | n/a | CNS056353 | n/a | M39029/56-353 | | |
| 16 | Pin | X | X | CNP058364 | SCP058364 | M39029/58-364 | .012" [0,30mm] @ 25lbf [111N] | 40lbf [180N] |
| | Socket | n/a | X | CNS057358 | SCS057358 | M39029/57-358 | | |
| | Socket-L | X | n/a | CNS056352 | n/a | M39029/56-352 | | |
| 20 | Pin | X | X | CNP058363 | SCP058363 | M39029/58-363 | .012" [0,30mm] @ 20lbf [90N] | 20lbf [90N] |
| | Socket | n/a | X | CNS057357 | SCS057357 | M39029/57-357 | | |
| | Socket-L | X | n/a | CNS056351 | n/a | M39029/56-351 | | |
| 22D | Pin | n/a | X | CNP058360 | n/a | M39029/58-360 | .012" [0,30mm] @ 10lbf [44N] | 10 lbf [45N] |
| | Socket | n/a | X | CNS057354 | n/a | M39029/57-354 | | |
| Contact Size | Wire Accommodations | | | | Tool Information | | | |
| | Size (AWG) | Max Current Rating (A) | OD Range | Strip Length | Basic Tool | Positioner | Insertion/Removal Tool | |
| 12 | 12 | 23 | .097 - .142" [2,46 - 3,61mm] | .209 - .240" [5,31 - 6,10mm] | M22520/1-01 | M22520/1-04 (Yellow) | M81969/14-04 | |
| | 14 | 17 | | | | | | |
| 16 | 16 | 13 | .065 - .109" [1,65 - 2,77mm] | .209 - .240" [5,31 - 6,10mm] | M22520/1-01 | M22520/1-04 (Blue) | M81969/14-03 | |
| | 18 | 10 | | | | | | |
| | 20 | 7.5 | | | | | | |
| 20 | 20 | 7.5 | .040 - .083" [1,02 - 2,11mm] | .209 - .240" [5,31 - 6,10mm] | M22520/1-01 | M22520/1-04 (Red) | M81969/14-11 | |
| | 22 | 5 | | | | | | |
| | 24 | 3 | | | | | | |
| 22D | 22 | 5 | .030 - .054" [0,76 - 1,37mm] | .141 - .172" [3,58 - 4,37mm] | M22520/2-01 | M22520/2-06 | M81969/14-01 | |
| | 24 | 3 | | | | | | |
| | 26 | 2 | | | | | | |
| | 28 | 1.5 | | | | | | |

Crimp Removable Socket Contacts

MIL-C-39029/5, MIL-C-39029/101



Materials

Body:

Copper Alloy, Hard Gold Plated per MIL-G-45204

Hood:

Stainless Steel Passivated

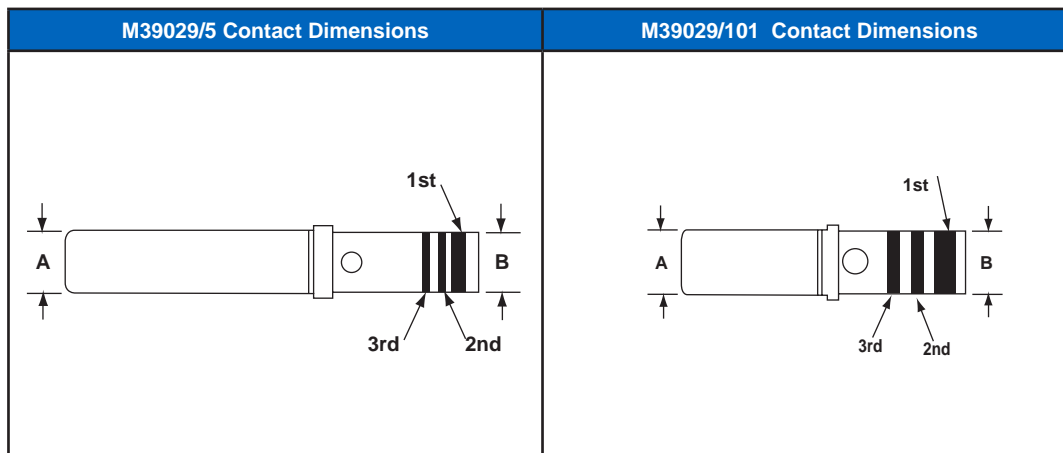
Performance

Performance in accordance with SAE-AS39209 and related specifications

Contacts By Relay Socket

M39029/5 Contacts Used with M12883/40, /41, /47, & /48 Relay Sockets

M39029/101 Contacts Used with M12883/44, /45, /46, & /52 Relay Sockets



| Contact Design Characteristics | | | | | | | | | |
|--------------------------------|----------------|-----------|----------|-----------|-------------|-------|--------|----------|----------|
| Bin Code | Military P/N | APCD P/N | Pin Size | Wire Size | Color Bands | | | A (Max.) | B (Max.) |
| | | | | | 1st | 2nd | 3rd | | |
| M39029/5 Contacts | | | | | | | | | |
| 116 | M39029/5-116 | CNS511600 | 16 | 16 | Brown | Brown | Blue | .113 | .103 |
| 117 | M39029/5-117 | CNS511700 | 16 | 20 | Brown | Brown | Violet | .113 | .078 |
| 118 | M39029/5-118 | CNS511800 | 12 | 12 | Brown | Brown | Grey | .161 | .151 |
| 119 | M39029/5-119 | CNS511900 | 12 | 16 | Brown | Brown | White | .161 | .103 |
| M39029/101 Contacts | | | | | | | | | |
| 552 | M39029/101-552 | CNS101552 | 22 | 22 | Green | Green | Red | .060 | .048 |
| 553 | M39029/101-553 | CNS101553 | 20 | 20 | Green | Green | Orange | .076 | .070 |
| 554 | M39029/101-554 | CNS101554 | 16 | 16 | Green | Green | Yellow | .108 | .103 |

| Contact Installation Tooling | | | | |
|------------------------------|--------------------------|---------------------------------|-----------------|----------------------------|
| Bin Code | Basic Crimping Tool | Positioner | Installing Tool | Wired Contact Removal Tool |
| M39029/5 Contacts | | | | |
| 116 | M22520/1-01, M22520/7-01 | M22520/1-02 Blue or M22520/7-03 | M81969/14-03 | M81969/14-03 |
| 117 | M22520/1-01, M22520/7-01 | M22520/1-02 Blue or M22520/7-03 | M81969/14-02 | M81969/14-02 |
| 118 | M22520/1-01 | M22520/1-02 Yellow | M81969/14-04 | M81969/14-04 |
| 119 | M22520/1-01 | M22520/1-02 Yellow | M81969/14-03 | M81969/14-03 |
| M39029/101 Contacts | | | | |
| 552 | M22520/7-01 | M22520/7-11 | M81969/16-04 | M81969/16-04 |
| 553 | M22520/7-01 | M22520/7-12 | M81969/16-01 | M81969/16-01 |
| 554 | M22520/7-01 | M22520/7-13 | M81969/16-03 | M81969/16-02 |

Crimp Removable Socket Contacts

MIL-C-39029/1, MIL-C-39029/22

Materials

Body:
Copper Alloy, Hard Gold Plated
per MIL-G-45204

Hood:
Stainless Steel Passivated

Performance

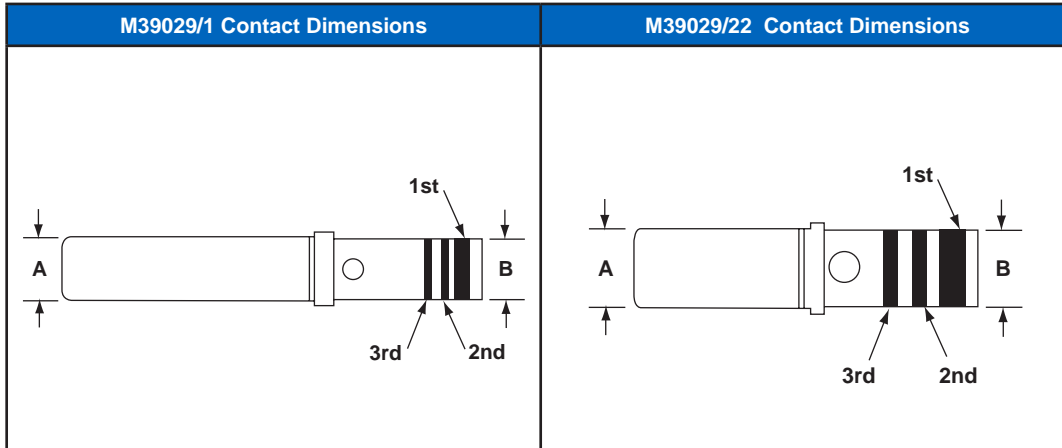
Performance in accordance with
SAE-AS39209 and related specifications



Contacts By Modules

M39029/1 contacts used with M81714 Series I, TJE, TJSE, TJHD, and TJM Modules

M39029/22 contacts used with M81714/60, /61, /63, Series II Socket Junction Modules



| Contact Design Characteristics | | | | | | | | | |
|--------------------------------|---------------|-----------|----------|-----------|-------------|-------|--------|----------|----------|
| Bin Code | Military P/N | APCD P/N | Pin Size | Wire Size | Color Bands | | | A (Max.) | B (Max.) |
| | | | | | 1st | 2nd | 3rd | | |
| M39029/1 Contacts | | | | | | | | | |
| 100 | M39029/1-100 | CNP068000 | 16 | 22 | Brown | Black | Black | .062 | .051 |
| 101 | M39029/1-101 | CNP006000 | 16 | 20 | Brown | Black | Brown | .063 | .078 |
| 102 | M39029/1-102 | CNP037000 | 14 | 16 | Brown | Black | Red | .078 | .105 |
| 103 | M39029/1-103 | CNP072000 | 12 | 12 | Brown | Black | Orange | .095 | .153 |
| 507 | M39029/1-507 | CNP022507 | 20 | 22D | Green | Black | Violet | .041 | .048 |
| M39029/22 Contacts | | | | | | | | | |
| 191 | M39029/22-191 | CNS113900 | 22 | 22 | Brown | White | Brown | .060 | .048 |
| 192 | M39029/22-192 | CNS070900 | 20 | 20 | Brown | White | Red | .076 | .070 |
| 193 | M39029/22-193 | CNS072900 | 16 | 16 | Brown | White | Orange | .108 | .103 |
| 605 | M39029/22-605 | CNS123900 | 12 | 12 | Blue | Black | Green | .168 | .152 |

| Contact Installation Tooling | | | | |
|------------------------------|--------------------------|------------------------------|---|---|
| Bin Code | Basic Crimping Tool | Positioner | Installing Tool | Wired Contact Removal Tool |
| M39029/1 Contacts | | | | |
| 100 | M22520/2-01 | M22520/2-11 | M81969/14-02 | M81969/14-02 |
| 101 | M22520/1-01, M22520/2-01 | M22520/1-02 Red, M22520/2-11 | M81969/14-02 | M81969/14-02 |
| 102 | M22520/1-01 | M22520/1-02 Blue | M81969/14-03 | M81969/14-03 |
| 103 | M22520/1-01 | M22520/1-02 Yellow | M81969/14-04 | M81969/14-04 |
| 507 | M22520/2-01 | M22520/2-32 | M81969/14-01, or/1-04 or /8-01 or /8-02 | M81969/14-01, or/1-04 or /8-01 or /8-02 |
| M39029/22 Contacts | | | | |
| 191 | M22520/7-01 | M81969/7-11 | M81969/14-01 | M81969/14-01 |
| 192 | M22520/7-01 | M22520/7-12 | M81969/14-10 | M81969/14-10 |
| 193 | M22520/7-01 | M22520/7-13 | M81969/14-03 | M81969/14-03 |
| 605 | M22520/1-01 | Daniels, TH343 or TP405 | M81969/16-03 | M81969/16-03 |

Crimp Removable Socket Contacts

MIL-C-39029/92



Materials

Body:

Copper Alloy, Hard Gold Plated per MIL-G-45204

Hood:

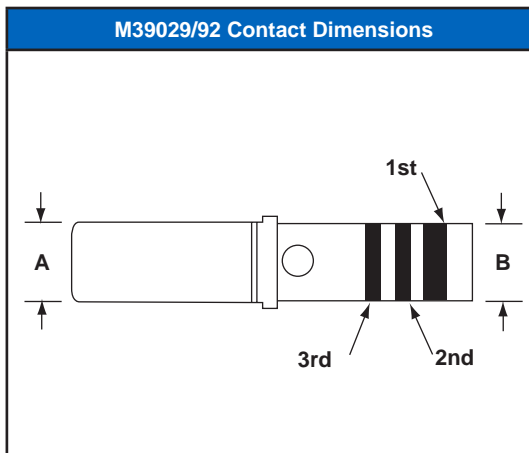
Stainless Steel Passivated

Performance

Performance in accordance with SAE-AS39209 and related specifications

Contacts By Relay Socket

M39029/92 contacts used with M12883/40, /41, /47, /48, /54, /55 Relay Sockets



| Contact Design Characteristics | | | | | | | | | |
|--------------------------------|----------------|-----------|----------|-----------|-------------|--------|--------|----------|----------|
| Bin Code | Military P/N | APCD P/N | Pin Size | Wire Size | Color Bands | | | A (Max.) | B (Max.) |
| | | | | | 1st | 2nd | 3rd | | |
| M39029/92 Contacts | | | | | | | | | |
| 531 | M392029/92-531 | CNS115900 | 22 | 22 | Green | Orange | Brown | .062 | .053 |
| 532 | M392029/92-532 | CNS074900 | 20 | 20 | Green | Orange | Red | .078 | .078 |
| 533 | M392029/92-533 | CNS126900 | 16 | 16 | Green | Orange | Orange | .113 | .103 |
| 534 | M392029/92-534 | CNS127900 | 16 | 20 | Green | Orange | Yellow | .113 | .078 |
| 535 | M392029/92-535 | CNS128900 | 12 | 12 | Green | Orange | Green | .161 | .151 |
| 536 | M392029/92-536 | CNS129900 | 12 | 16 | Green | Orange | Blue | .161 | .103 |

| Contact Installation Tooling | | | | |
|------------------------------|---------------------------------------|---|---------------------|----------------------------|
| Bin Code | Basic Crimping Tool | Positioner | Installing Tool | Wired Contact Removal Tool |
| M39029/92 Contacts | | | | |
| 531 | M22520/2-01 | Daniels K1561 | M81969/8-03, /14-01 | M81969/8-04, /14-01 |
| 532 | M22520/1-01, M22520/2-01, M22520/7-01 | M22520/1-02 Red, M22520/2-02, M22520/7-02 | M81969/8-05, /14-02 | M81969/8-06, /14-02 |
| 533 | M22520/1-01 or M22520/7-01 | M22520/1-02 Blue or M22520/7-03 | M81969/8-07, /14-03 | M81969/8-08, /14-03 |
| 534 | M22520/1-01 or M22520/7-01 | M22520/1-02 Blue or M22520/7-03 | M81969/8-07, /14-03 | M81969/8-08, /14-03 |
| 535 | M22520/1-01 | M22520/1-02 Yellow | M81969/8-09, /14-04 | M81969/8-10, /14-04 |
| 536 | M22520/1-01 | M22520/1-02 Yellow | M81969/8-09, /14-04 | M81969/8-10, /14-04 |